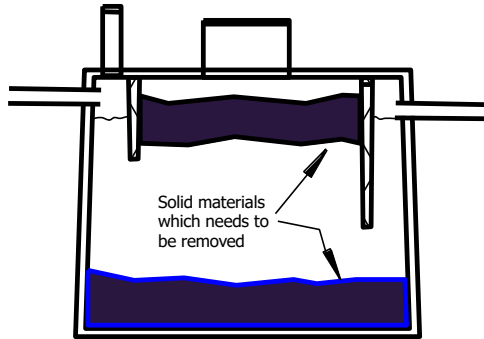
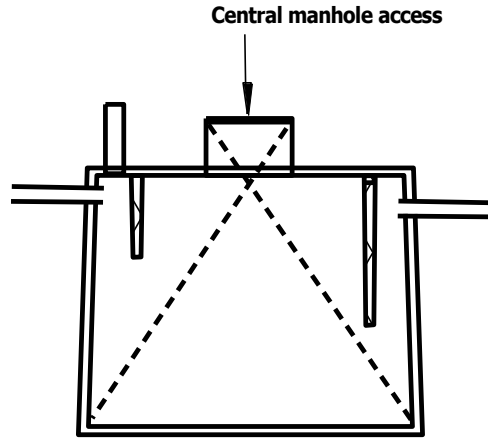


PROPER SEPTIC TANK CLEANING

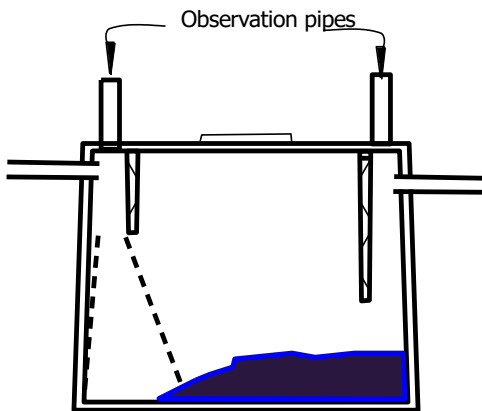
Three means of access to the septic tank.
The manhole, a 6" pipe in the center of
the tank and the inspection or observation
ports



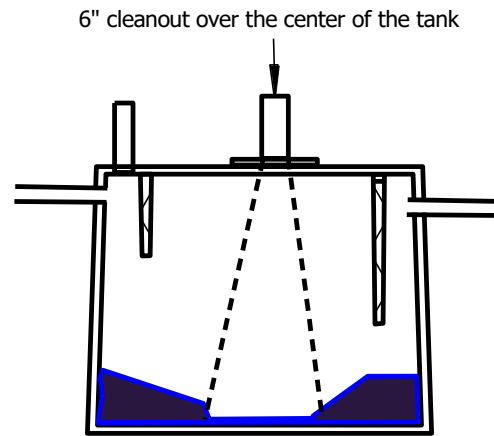
Before Pumping



After Pumping
Correct Approach



After Pumping
Wrong Approach



After Pumping:
This occurs when too much
solid waste accumulates in a tank.
It can not be cleaned thoroughly through
a small pipe.

**Proper location but
the access is too small
for a large amount of
solids.**